

GH95TMH Clip On Concealed Hinge

Features

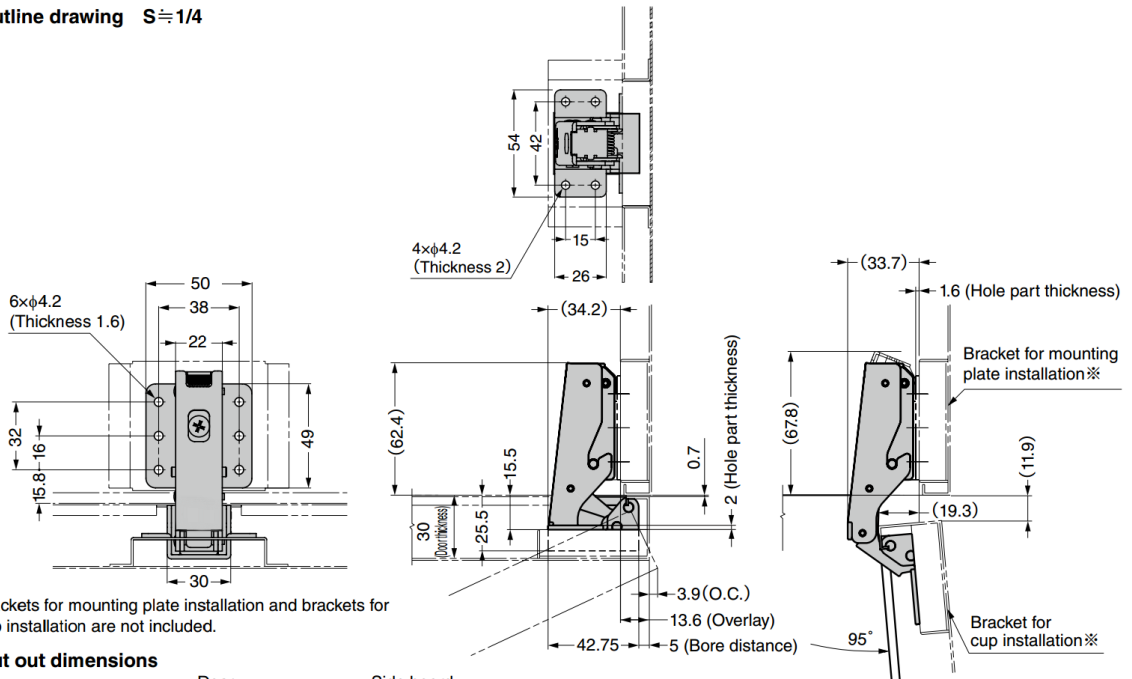
- Compact design for space saving
- Simple one-touch installation and detachment
- Door opens without interfering with side cabinets or wall
- Passed 10,000 life cycle test

Material

- Hinge: Steel, nickel finish
- Mounting plate (sold separately): Steel, nickel

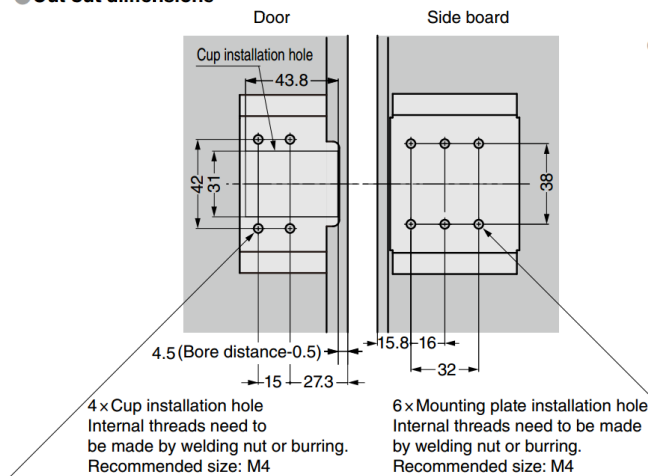


● Outline drawing S= 1/4

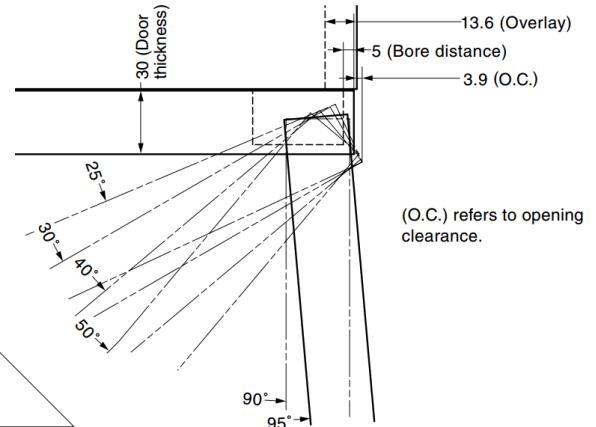


※ Brackets for mounting plate installation and brackets for cup installation are not included.

● Cut out dimensions



● Locus chart



(O.C.) refers to opening clearance.

Reference door weight: 20 kg
(In case of door size W450 x H800, installation pitch 550, using 2 pcs vertically)

Drawing above is Bore Distance 5mm, Door Thickness 30 mm and 13.6mm Overlay.

Part No.	Description
GH95TMH	Hinge
GH95TMZ	Mounting Plate